

Signify Classified - Internal
Cooper Lighting Solutions Photometric Lab
1121 Highway 74 South
Peachtree City, GA 30269



Scaled data based on original data using
LM-79-08 Approved Method: Electrical and Photometric Measurements of Solid-
State Lighting Products

Test Report Prepared for
Cooper Lighting Solutions
(formerly Eaton)

Brand: STREETWORKS

Report Number: P868029

Luminaire Tested: **MEM2-HSN-SA-130-722-U-T3**

Issue Date: 08/21/2024



Test Information

Test Method: LM-79-08
Report Number: P868029
Test Lab: INNOVATION CENTER(G3)
Issue Date: 08/21/2024
Manufacturer: COOPER LIGHTING SOLUTIONS (FORMERLY EATON)
Product Line: STREETWORKS
Catalog Number: MEM2-HSN-SA-130-722-U-T3
Description: EPIC MODERN SHORT HOUSING DISCRETE LED ARRAYS 130W 70CRI 2200K
FITXURE w/ TYPE III DISTRIBUTION OPTIC
Light Source: (30) 2200K CCT, 70 CRI LEDS
Ballast/Driver: ELECTRONIC DRIVER

Summary

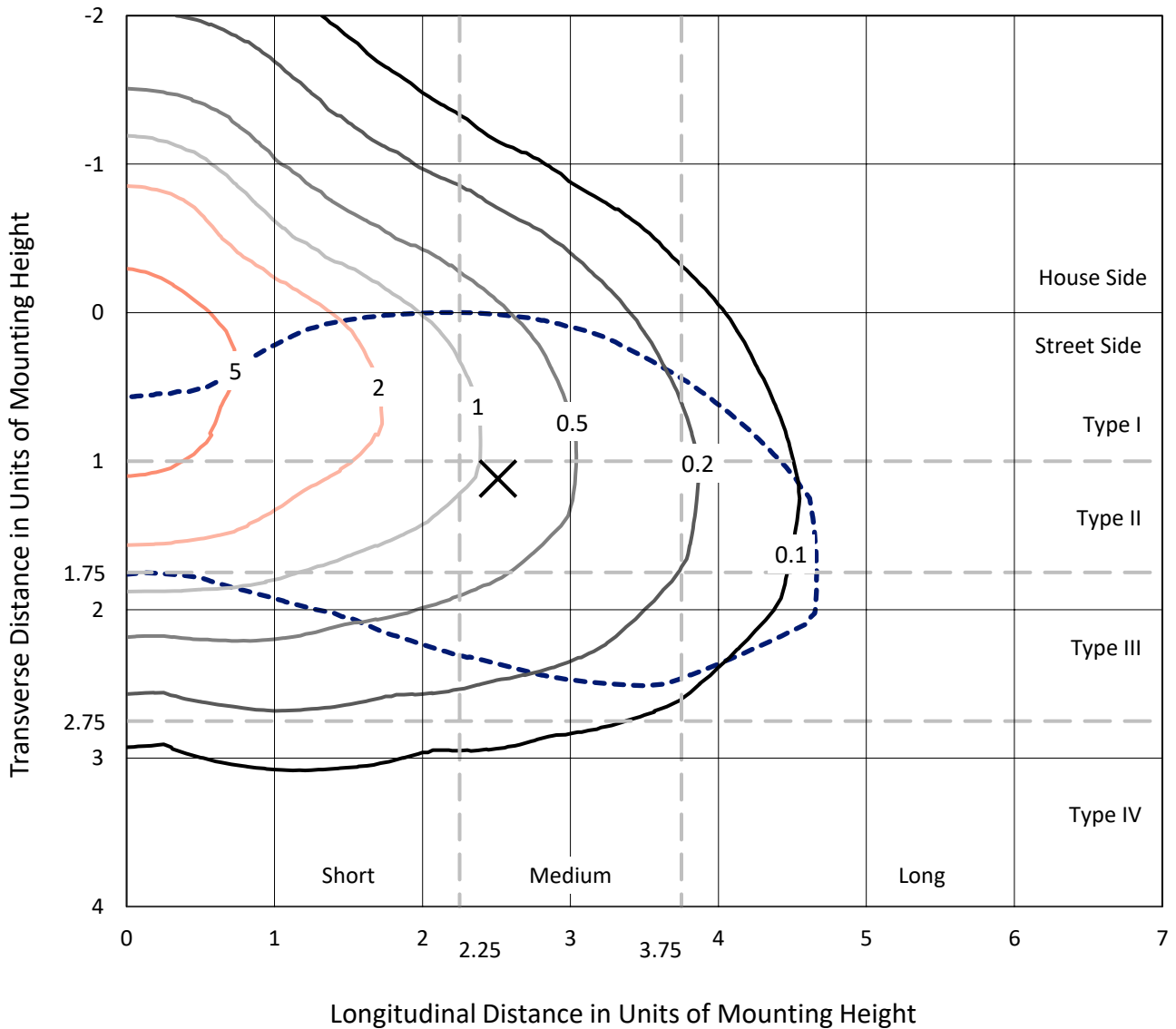
Lumens per Lamp: N/A
Luminaire Lumens: 16466.6 lumens
Efficiency: N/A
Efficacy: 122.9 lumens/watt
Luminous Opening: Rectangular (W 1' x L: 0.33' x H: 0')
IES Classification: Type III - Medium
BUG Rating: B3 - U0 - G3

Input Watts (W): 134
Input Voltage (V): 120
Input Current (A_{in}): NR
Voltage Rise (V): NR
Power Factor: 0.99
Total Harmonic Distortion (THDi): 6.70%
Frequency (hertz): 60
Stabilization Time: NR
Operation Time: NR
Ambient Temperature (°C): NR
Test Distance: 24 FT

REPORT NUMBER: P868029
 CATALOG NUMBER: MEM2-HSN-SA-130-722-U-T3

Iso-Footcandle Lines of Horizontal Illumination

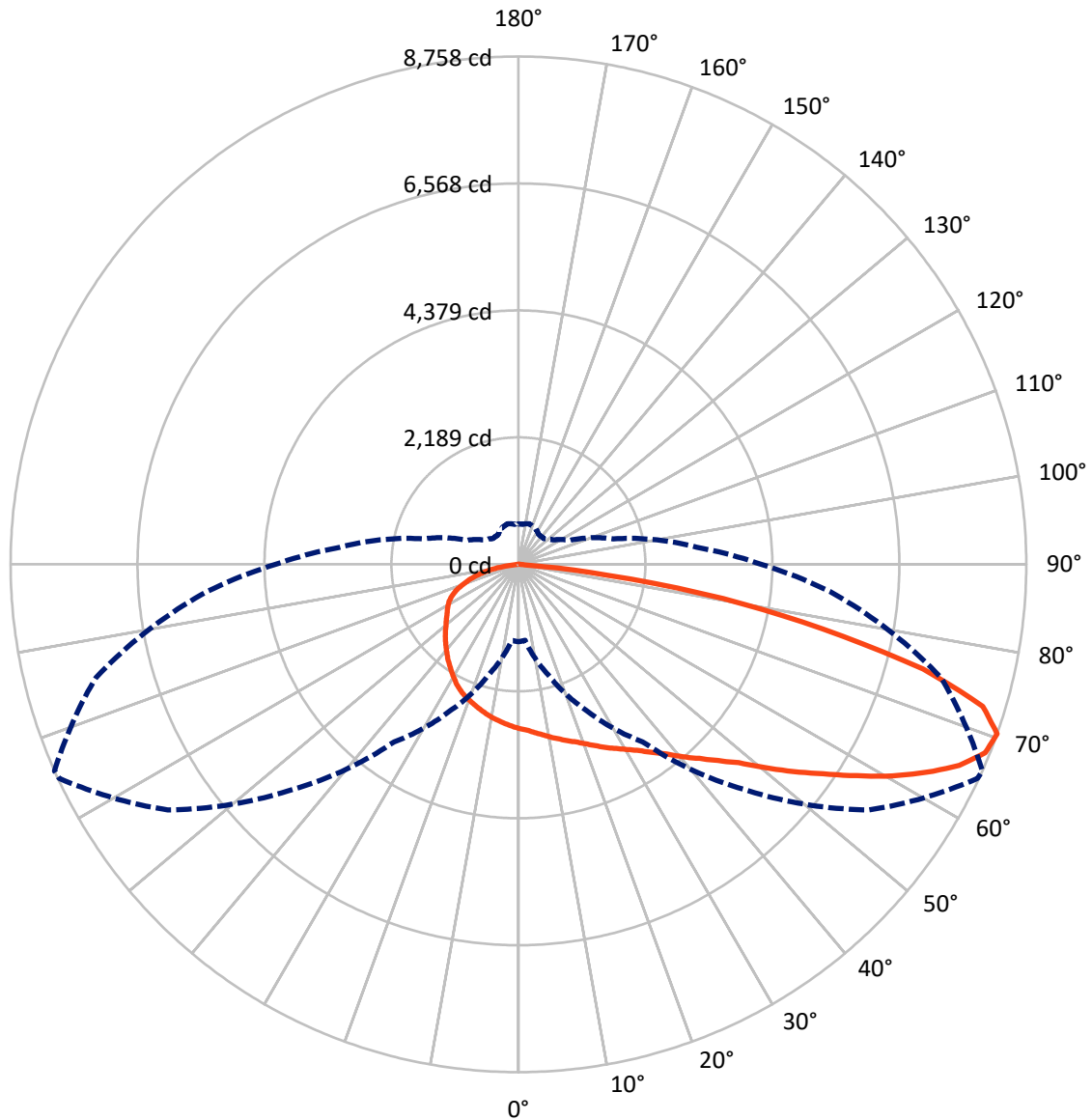
× Max cd
 - - - 1/2 Max cd



Based on 20 foot mounting height. Maximum calculated value = 7.6 fc
 Type III - Medium - N/A

REPORT NUMBER: P868029
CATALOG NUMBER: MEM2-HSN-SA-130-722-U-T3

Luminous Intensity Polar Plot



— Vertical Plane Through 66-Deg Lateral - - - Horizontal Cone Through 70-Deg Vertical

REPORT NUMBER: P868029
 CATALOG NUMBER: MEM2-HSN-SA-130-722-U-T3

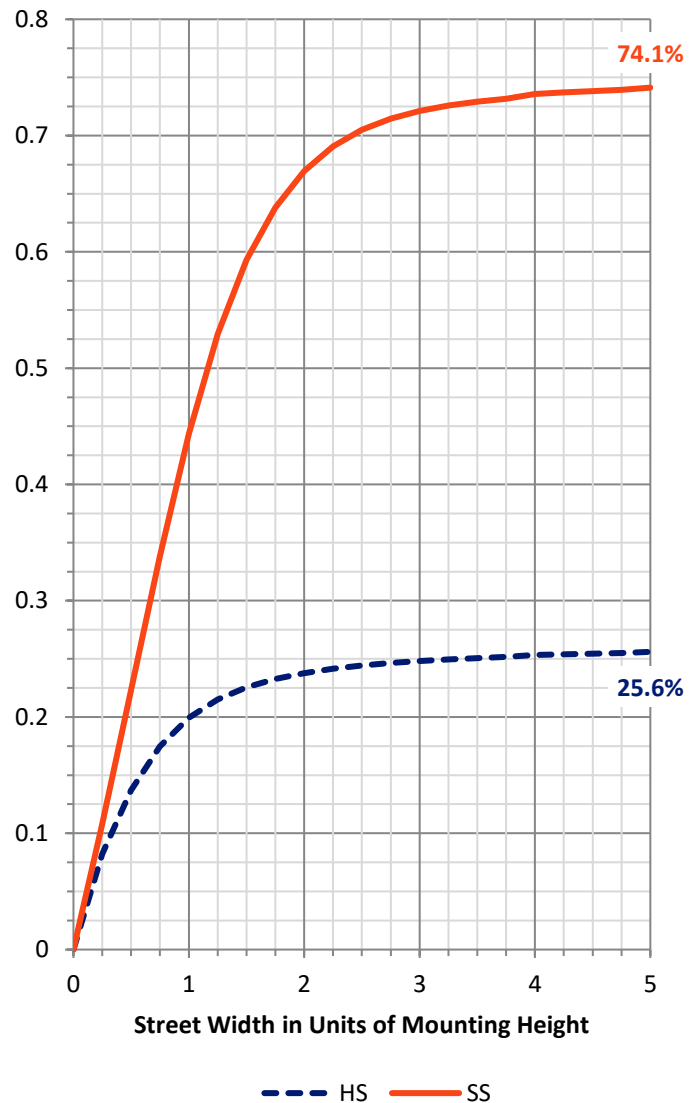
FLUX DISTRIBUTION:

		Downward	Upward	Total
House Side	Lumens	4243.6	0.0	4243.6
	% Fixture	25.8	0.0	25.8
Street Side	Lumens	12223.0	0.0	12223.0
	% Fixture	74.2	0.0	74.2
Total	Lumens	16466.6	0.0	16466.6
	% Fixture	100.0	0.0	100.0

Coefficient of Utilization

ZONAL LUMENS:

Zone	Lumens	% Fixture
0°-10°	271.1	1.6
10°-20°	807.6	4.9
20°-30°	1356.5	8.2
30°-40°	2043.6	12.4
40°-50°	2774.5	16.8
50°-60°	3296.9	20.0
60°-70°	3364.7	20.4
70°-80°	2250.5	13.7
80°-90°	301.1	1.8
90°-100°	0.0	0.0
100°-110°	0.0	0.0
110°-120°	0.0	0.0
120°-130°	0.0	0.0
130°-140°	0.0	0.0
140°-150°	0.0	0.0
150°-160°	0.0	0.0
160°-170°	0.0	0.0
170°-180°	0.0	0.0
0°-90°	16466.6	100.0
0°-180°	16466.6	100.0



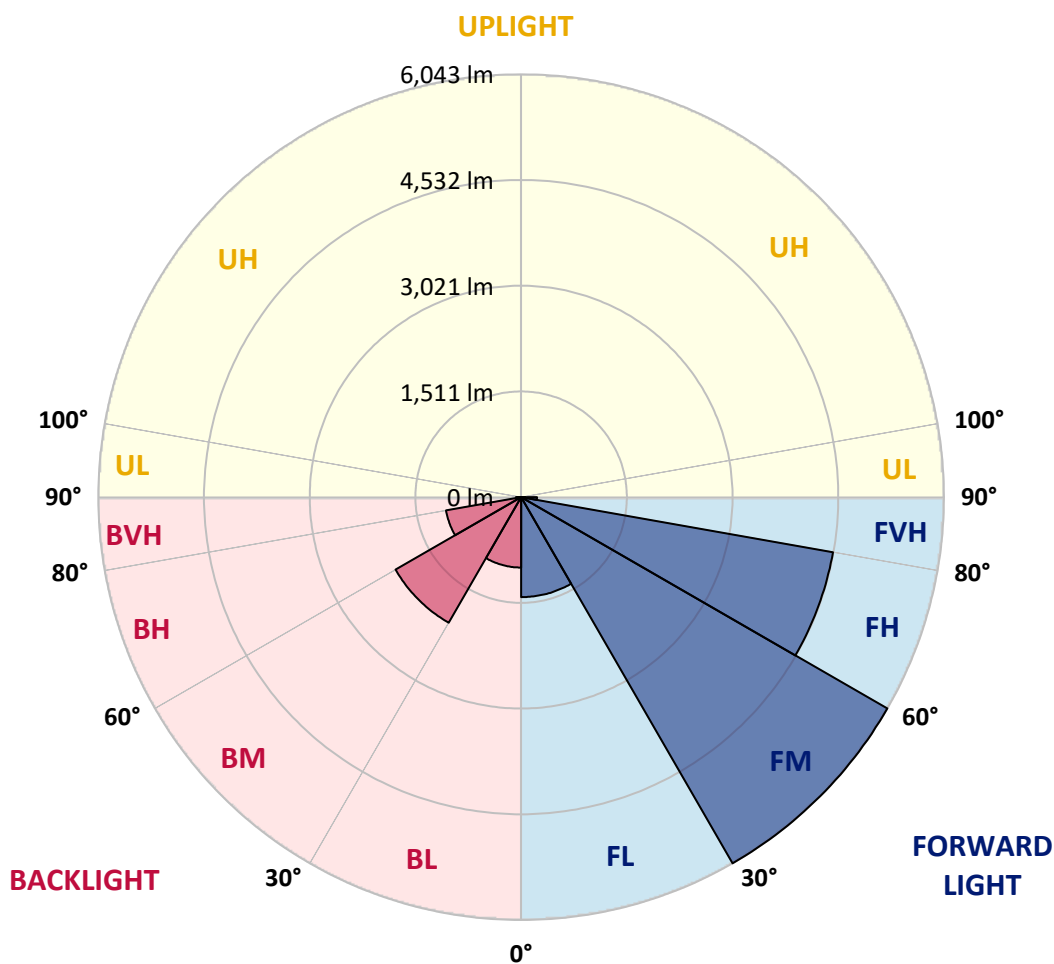
REPORT NUMBER: P868029
 CATALOG NUMBER: MEM2-HSN-SA-130-722-U-T3

LUMINAIRE CLASSIFICATION SYSTEM LUMEN TABLE AND BUG RATING:

Zone		Lumens	% Fixture	Zone Rating/Lumen Limit		
				B	U	G
FL	(0°-30°)	1429.0	8.7			
FM	(30°-60°)	6042.9	36.7			
FH	(60°-80°)	4525.6	27.5			G2/5000
FVH	(80°-90°)	225.5	1.4			G3/500
BL	(0°-30°)	1006.2	6.1	B3/2500		
BM	(30°-60°)	2072.1	12.6	B2/2500		
BH	(60°-80°)	1089.6	6.6	B3/2500		G3/2500
BVH	(80°-90°)	75.6	0.5			G1/100
UL	(90°-100°)	0.0	0.0		U0/0	
UH	(100°-180°)	0.0	0.0		U0/0	

BUG Rating: B3-U0-G3

Type III Medium





REPORT NUMBER: P868029

CATALOG NUMBER: MEM2-HSN-SA-130-722-U-T3

CANDELA DISTRIBUTION (FULL):

	0°	5°	15°	25°	35°	45°	55°	65°	66°	75°	85°
0°	2833.2	2833.2	2833.2	2833.2	2833.2	2833.2	2833.2	2833.2	2833.2	2833.2	2833.2
2.5°	2934.6	2921.5	2911.7	2918.2	2898.6	2905.1	2882.2	2865.9	2862.6	2856.1	2849.5
5°	3026.2	3026.2	3009.8	3009.8	2986.9	2983.7	2950.9	2915.0	2915.0	2892.0	2865.9
7.5°	3124.3	3117.8	3098.2	3094.9	3068.7	3062.2	3026.2	2970.6	2967.3	2924.8	2885.5
10°	3193.0	3196.3	3183.2	3183.2	3163.6	3147.2	3094.9	3036.0	3029.5	2973.8	2911.7
12.5°	3245.4	3251.9	3248.6	3248.6	3232.3	3232.3	3173.4	3094.9	3088.3	3016.4	2928.0
15°	3301.0	3297.7	3307.5	3310.8	3304.3	3294.4	3251.9	3160.3	3157.0	3062.2	2950.9
17.5°	3350.1	3346.8	3350.1	3366.4	3369.7	3369.7	3327.2	3232.3	3219.2	3117.8	2970.6
20°	3379.5	3386.1	3399.1	3418.8	3428.6	3454.8	3418.8	3317.4	3304.3	3176.7	3013.1
22.5°	3490.7	3471.1	3480.9	3494.0	3507.1	3543.1	3510.4	3405.7	3395.9	3265.0	3062.2
25°	3680.5	3680.5	3657.6	3634.7	3618.3	3634.7	3608.5	3507.1	3500.6	3343.5	3117.8
27.5°	4010.9	4010.9	3961.8	3876.8	3768.8	3739.4	3719.8	3615.1	3595.4	3428.6	3153.8
30°	4429.7	4442.8	4354.4	4210.5	4010.9	3880.1	3831.0	3716.5	3706.7	3513.6	3209.4
32.5°	4877.9	4904.1	4838.6	4629.2	4302.1	4046.9	3968.4	3850.6	3827.7	3615.1	3281.4
35°	5280.3	5306.5	5218.1	5021.8	4603.1	4289.0	4132.0	3997.8	3984.7	3745.9	3389.3
37.5°	5607.4	5614.0	5558.4	5319.5	4855.0	4491.8	4334.8	4174.5	4148.3	3903.0	3503.8
40°	5954.2	5980.4	5924.8	5630.3	5084.0	4711.0	4537.6	4387.1	4364.2	4066.5	3611.8
42.5°	6317.4	6314.1	6314.1	5898.6	5313.0	4894.2	4756.8	4590.0	4576.9	4233.4	3729.6
45°	6539.8	6552.9	6516.9	6058.9	5650.0	5084.0	4969.5	4848.4	4825.5	4465.7	3883.3
47.5°	6595.4	6566.0	6402.4	6183.2	6029.5	5280.3	5237.8	5165.8	5113.4	4720.8	4073.1
50°	6520.2	6474.4	6379.5	6238.8	6170.1	5515.8	5509.3	5545.3	5509.3	5031.6	4292.3
52.5°	6238.8	6232.3	6215.9	6248.7	6137.4	5702.3	5816.8	5941.1	5934.6	5349.0	4521.3
55°	5646.7	5689.2	5885.5	6091.6	6013.1	5829.9	6160.3	6399.2	6373.0	5721.9	4756.8
57.5°	5041.5	5084.0	5335.9	5826.6	5892.1	5967.3	6546.4	6919.3	6876.8	6127.6	4972.8
60°	4514.7	4468.9	4720.8	5427.5	5721.9	6091.6	6929.1	7446.0	7410.1	6533.3	5195.2
62.5°	3680.5	3726.3	4128.7	4845.2	5483.1	6170.1	7243.2	7923.7	7900.8	6906.2	5375.2
65°	2911.7	2849.5	3454.8	4233.4	5070.9	6144.0	7514.7	8371.9	8355.5	7272.7	5512.6
67.5°	1979.3	1936.8	2735.0	3624.9	4511.5	5934.6	7576.9	8672.9	8679.4	7488.6	5548.5
70°	1334.8	1315.2	1966.2	2787.4	3736.1	5483.1	7383.9	8735.0	8757.9	7544.2	5388.2
72.5°	984.7	981.5	1439.5	1989.1	2780.8	4629.2	6857.2	8329.4	8371.9	7151.6	4917.1
75°	775.4	785.2	1027.3	1413.3	1855.0	3425.3	5767.7	7141.8	7207.2	6176.7	4082.9
77.5°	634.7	634.7	719.7	1014.2	1239.9	2126.5	4148.3	5227.9	5358.8	4766.6	3144.0
80°	513.6	523.4	533.3	706.7	821.2	1213.7	2414.4	3487.5	3582.3	3320.6	2270.5
82.5°	281.4	301.0	291.2	366.4	412.2	562.7	958.6	1410.0	1554.0	1383.9	1030.5
85°	19.6	13.1	22.9	29.4	36.0	55.6	75.2	104.7	98.1	140.7	72.0
87.5°	3.3	3.3	3.3	6.5	6.5	9.8	13.1	13.1	13.1	13.1	13.1
90°	0.0	0.0	0.0	0.0	0.0	0.0	0.0	0.0	0.0	0.0	0.0



REPORT NUMBER: P868029
 CATALOG NUMBER: MEM2-HSN-SA-130-722-U-T3

CANDELA DISTRIBUTION (continued):

	90°	95°	105°	115°	125°	135°	145°	155°	165°	175°	180°
0°	2833.2	2833.2	2833.2	2833.2	2833.2	2833.2	2833.2	2833.2	2833.2	2833.2	2833.2
2.5°	2846.2	2829.9	2803.7	2797.2	2787.4	2774.3	2761.2	2741.6	2735.0	2741.6	2748.1
5°	2849.5	2826.6	2784.1	2757.9	2731.7	2708.8	2682.7	2656.5	2640.1	2643.4	2656.5
7.5°	2859.3	2826.6	2761.2	2718.7	2676.1	2640.1	2597.6	2568.2	2548.5	2551.8	2561.6
10°	2872.4	2826.6	2748.1	2676.1	2617.2	2564.9	2522.4	2486.4	2466.7	2463.5	2466.7
12.5°	2875.7	2823.3	2718.7	2630.3	2558.4	2489.6	2443.8	2411.1	2391.5	2381.7	2388.2
15°	2885.5	2813.5	2689.2	2581.3	2492.9	2420.9	2365.3	2326.1	2313.0	2306.4	2303.2
17.5°	2898.6	2810.3	2663.0	2532.2	2427.5	2345.7	2296.6	2257.4	2241.0	2234.5	2241.0
20°	2918.2	2813.5	2633.6	2483.1	2368.6	2286.8	2231.2	2191.9	2178.9	2175.6	2172.3
22.5°	2944.4	2820.1	2610.7	2437.3	2303.2	2221.4	2165.8	2139.6	2129.8	2133.1	2133.1
25°	2970.6	2826.6	2578.0	2375.1	2234.5	2149.4	2110.1	2090.5	2097.1	2110.1	2110.1
27.5°	2993.5	2823.3	2532.2	2309.7	2152.7	2074.2	2044.7	2048.0	2064.3	2087.2	2090.5
30°	3022.9	2823.3	2483.1	2227.9	2061.1	1985.8	1979.3	2005.5	2031.6	2054.5	2054.5
32.5°	3068.7	2843.0	2443.8	2146.1	1966.2	1907.3	1936.8	1972.7	2002.2	2025.1	2031.6
35°	3147.2	2885.5	2417.7	2064.3	1874.6	1832.1	1887.7	1946.6	1966.2	1982.6	1985.8
37.5°	3222.5	2924.8	2385.0	1985.8	1779.7	1763.4	1838.6	1900.8	1904.0	1913.9	1913.9
40°	3294.4	2954.2	2342.4	1900.8	1688.1	1688.1	1776.5	1828.8	1822.3	1812.4	1815.7
42.5°	3373.0	2970.6	2293.4	1822.3	1612.9	1612.9	1684.8	1730.6	1727.4	1740.5	1750.3
45°	3467.8	3003.3	2227.9	1750.3	1534.4	1521.3	1580.2	1619.4	1668.5	1727.4	1743.7
47.5°	3598.7	3049.1	2175.6	1671.8	1468.9	1423.1	1446.0	1527.8	1583.4	1632.5	1639.0
50°	3736.1	3114.5	2129.8	1590.0	1390.4	1308.6	1328.2	1419.9	1452.6	1472.2	1482.0
52.5°	3883.3	3166.9	2090.5	1521.3	1308.6	1190.8	1217.0	1305.3	1328.2	1344.6	1347.9
55°	4010.9	3209.4	2041.4	1455.8	1220.3	1079.6	1112.3	1197.4	1220.3	1239.9	1239.9
57.5°	4145.1	3248.6	2008.7	1400.2	1125.4	988.0	1010.9	1096.0	1128.7	1135.2	1145.0
60°	4256.3	3284.6	1979.3	1347.9	1037.1	906.2	922.6	997.8	1037.1	1040.4	1046.9
62.5°	4334.8	3307.5	1962.9	1282.4	948.7	824.4	837.5	912.8	958.6	968.4	971.7
65°	4383.9	3320.6	1933.5	1197.4	873.5	755.7	755.7	831.0	876.8	899.7	906.2
67.5°	4361.0	3297.7	1855.0	1099.2	804.8	687.0	683.8	759.0	798.3	811.3	814.6
70°	4184.3	3163.6	1694.7	978.2	732.8	624.9	618.3	687.0	723.0	693.6	696.8
72.5°	3824.4	2859.3	1475.5	857.1	657.6	566.0	559.4	618.3	621.6	621.6	618.3
75°	3222.5	2335.9	1177.8	729.6	579.1	503.8	507.1	552.9	556.2	572.5	562.7
77.5°	2470.0	1730.6	919.3	582.3	490.7	448.2	464.6	480.9	503.8	526.7	503.8
80°	1796.1	1194.1	638.0	435.1	379.5	379.5	386.0	402.4	435.1	458.0	435.1
82.5°	768.8	526.7	294.4	215.9	186.5	183.2	186.5	186.5	229.0	235.6	206.1
85°	58.9	49.1	36.0	36.0	29.4	16.4	16.4	13.1	9.8	9.8	9.8
87.5°	13.1	9.8	9.8	9.8	6.5	6.5	6.5	6.5	6.5	6.5	6.5
90°	0.0	0.0	0.0	0.0	0.0	0.0	0.0	0.0	0.0	0.0	0.0

LM-79-2019: Approved Method: Electrical and Photometric Measurements of Solid-State Lighting Products

Report Prepared for

Cooper Lighting Solutions

Streetworks

Report Number: SP1-2407-157-2

Test Date: 08/07/2024

Luminaire Tested: MEM2-HTN-SA-30-722-U-5WQ-2

Data in this report applies to families of products including MEM2-HTN-SA-30-722-U-5WQ-2

Test Information

Test Method: LM-79-2019
 Report Number: SP1-2407-157-2
 Test Lab: COOPER LIGHTING SOLUTIONS
 Photometer: SP1 - 76IN SPHERE
 Measurement Geometry: 4π
 Issue Date: 08/20/2024
 Manufacturer: COOPER LIGHTING SOLUTIONS
 Product Line: Streetworks
 Catalog Number: **MEM2-HTN-SA-30-722-U-5WQ-2**
 Description: Epic Modern Light Square 30W 5WQ Optic and Flare Trim

Spectral Parameters

CCT (K): 2253
 CIE u': 0.2868
 CIE v': 0.5332
 Duv: -0.0014
 CIE x: 0.4974
 CIE y: 0.4110
 CIE z: 0.0915
 Peak Wavelength (nm): 603
 Dominant Wavelength (nm): 587
 Purity: 72.69432
 Rf: 76.9
 Rg: 92.7

CRI (Ra):	70.6		
R1:	68.4	R9:	-36.0
R2:	88.7	R10:	78.2
R3:	85.4	R11:	61.0
R4:	63.5	R12:	74.2
R5:	69.0	R13:	72.8
R6:	88.9	R14:	92.2
R7:	68.5	R15:	58.0
R8:	32.0		



Test Conditions

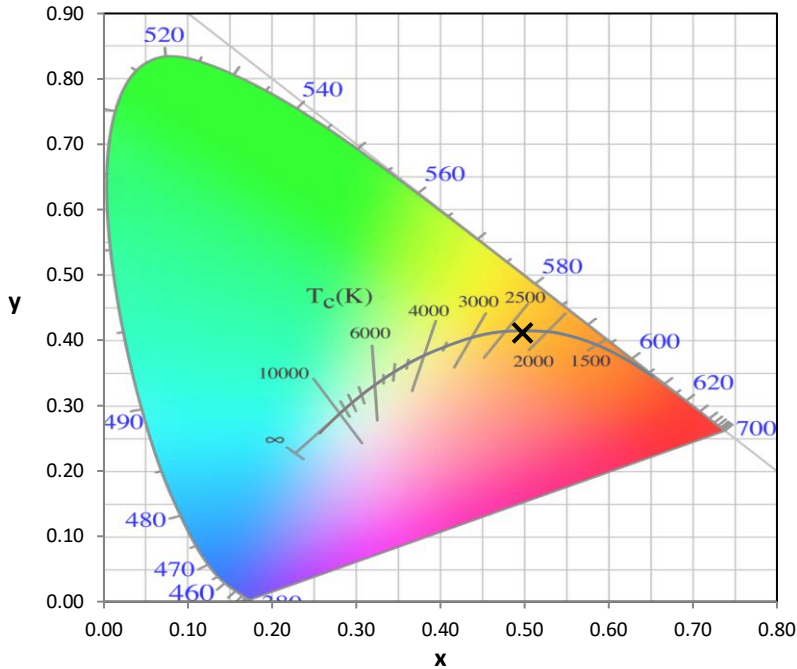
Stabilization Time: 29M
 Operation Time: 1H 29M
 Sphere Temperature (°C): 24.1

REPORT NUMBER: SP1-2407-157-2

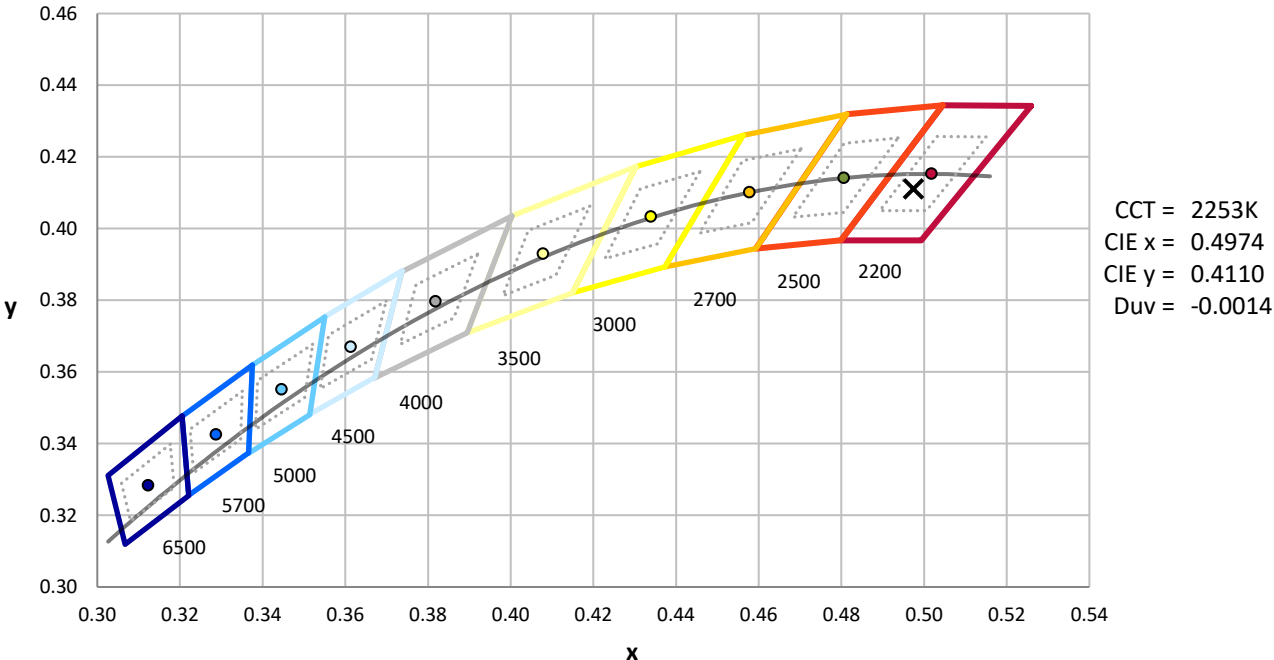
Measurement and Test Equipment			
Instrument	Identification Number	Calibration Date	Calibration Due Date
Photometer	IN0058	6/18/2024	12/18/2024
Power Meter	INXT2011004	2/8/2024	2/8/2025
AC Power Source	IN0063	10/24/2023	10/24/2024
DC Power Source	IN0208	10/24/2023	10/24/2024
Sphere Thermometer	IN0085	10/24/2023	10/24/2024
Room Thermometer	IN0046	10/24/2023	10/24/2024

REPORT NUMBER: SP1-2407-157-2

CIE 1931 Chromaticity Diagram



CIE 1931 Chromaticity Diagram with 2017 ANSI 7-Step and 4-Step Quadrangles



Point lies inside the ANSI 2200K 4-step quadrangle

REPORT NUMBER: SP1-2407-157-2

Photopic Flux vs. Wavelength



Photopic Lumens: NR

λ (nm)	Power W [^] /nm	Lumens (ϕ /nm)	λ (nm)	Power W [^] /nm	Lumens (ϕ /nm)	λ (nm)	Power W [^] /nm	Lumens (ϕ /nm)	λ (nm)	Power W [^] /nm	Lumens (ϕ /nm)	λ (nm)	Power W [^] /nm	Lumens (ϕ /nm)
360	0	NR	490	117	NR	620	896	NR	750	20	NR	880	0	NR
365	0	NR	495	137	NR	625	838	NR	755	17	NR	885	0	NR
370	0	NR	500	160	NR	630	774	NR	760	14	NR	890	0	NR
375	0	NR	505	183	NR	635	704	NR	765	12	NR	895	0	NR
380	0	NR	510	202	NR	640	635	NR	770	10	NR	900	0	NR
385	0	NR	515	219	NR	645	565	NR	775	9	NR	905	0	NR
390	0	NR	520	235	NR	650	501	NR	780	7	NR	910	0	NR
395	0	NR	525	249	NR	655	440	NR	785	6	NR	915	0	NR
400	0	NR	530	263	NR	660	383	NR	790	5	NR	920	0	NR
405	0	NR	535	281	NR	665	332	NR	795	5	NR	925	0	NR
410	1	NR	540	302	NR	670	286	NR	800	4	NR	930	0	NR
415	3	NR	545	331	NR	675	245	NR	805	3	NR	935	0	NR
420	6	NR	550	366	NR	680	210	NR	810	3	NR	940	0	NR
425	12	NR	555	411	NR	685	178	NR	815	3	NR	945	0	NR
430	21	NR	560	469	NR	690	152	NR	820	2	NR	950	0	NR
435	38	NR	565	536	NR	695	129	NR	825	2	NR	955	0	NR
440	66	NR	570	614	NR	700	109	NR	830	2	NR	960	0	NR
445	122	NR	575	701	NR	705	92	NR	835	1	NR	965	0	NR
450	215	NR	580	785	NR	710	77	NR	840	1	NR	970	0	NR
455	236	NR	585	863	NR	715	66	NR	845	1	NR	975	0	NR
460	170	NR	590	928	NR	720	55	NR	850	1	NR	980	0	NR
465	148	NR	595	971	NR	725	47	NR	855	1	NR	985	0	NR
470	132	NR	600	994	NR	730	40	NR	860	1	NR	990	0	NR
475	104	NR	605	996	NR	735	33	NR	865	1	NR	995	0	NR
480	97	NR	610	979	NR	740	28	NR	870	1	NR	1000	0	NR
485	105	NR	615	943	NR	745	24	NR	875	0	NR			

REPORT NUMBER: SP1-2407-157-2

Scotopic Flux vs. Wavelength



Scotopic Lumens: NR

S/P: 0.96

λ (nm)	Power W [^] /nm	Lumens (φ/nm)	λ (nm)	Power W [^] /nm	Lumens (φ/nm)	λ (nm)	Power W [^] /nm	Lumens (φ/nm)	λ (nm)	Power W [^] /nm	Lumens (φ/nm)	λ (nm)	Power W [^] /nm	Lumens (φ/nm)
360	0	NR	490	117	NR	620	896	NR	750	20	NR	880	0	NR
365	0	NR	495	137	NR	625	838	NR	755	17	NR	885	0	NR
370	0	NR	500	160	NR	630	774	NR	760	14	NR	890	0	NR
375	0	NR	505	183	NR	635	704	NR	765	12	NR	895	0	NR
380	0	NR	510	202	NR	640	635	NR	770	10	NR	900	0	NR
385	0	NR	515	219	NR	645	565	NR	775	9	NR	905	0	NR
390	0	NR	520	235	NR	650	501	NR	780	7	NR	910	0	NR
395	0	NR	525	249	NR	655	440	NR	785	6	NR	915	0	NR
400	0	NR	530	263	NR	660	383	NR	790	5	NR	920	0	NR
405	0	NR	535	281	NR	665	332	NR	795	5	NR	925	0	NR
410	1	NR	540	302	NR	670	286	NR	800	4	NR	930	0	NR
415	3	NR	545	331	NR	675	245	NR	805	3	NR	935	0	NR
420	6	NR	550	366	NR	680	210	NR	810	3	NR	940	0	NR
425	12	NR	555	411	NR	685	178	NR	815	3	NR	945	0	NR
430	21	NR	560	469	NR	690	152	NR	820	2	NR	950	0	NR
435	38	NR	565	536	NR	695	129	NR	825	2	NR	955	0	NR
440	66	NR	570	614	NR	700	109	NR	830	2	NR	960	0	NR
445	122	NR	575	701	NR	705	92	NR	835	1	NR	965	0	NR
450	215	NR	580	785	NR	710	77	NR	840	1	NR	970	0	NR
455	236	NR	585	863	NR	715	66	NR	845	1	NR	975	0	NR
460	170	NR	590	928	NR	720	55	NR	850	1	NR	980	0	NR
465	148	NR	595	971	NR	725	47	NR	855	1	NR	985	0	NR
470	132	NR	600	994	NR	730	40	NR	860	1	NR	990	0	NR
475	104	NR	605	996	NR	735	33	NR	865	1	NR	995	0	NR
480	97	NR	610	979	NR	740	28	NR	870	1	NR	1000	0	NR
485	105	NR	615	943	NR	745	24	NR	875	0	NR			

REPORT NUMBER: SP1-2407-157-2

Melanopic Flux vs. Wavelength



Melanopic Lumens: NR

M/P: 1.71

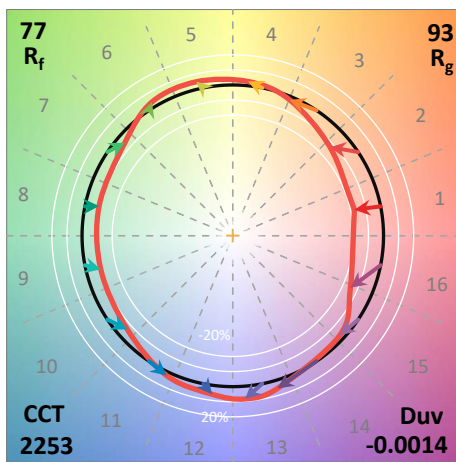
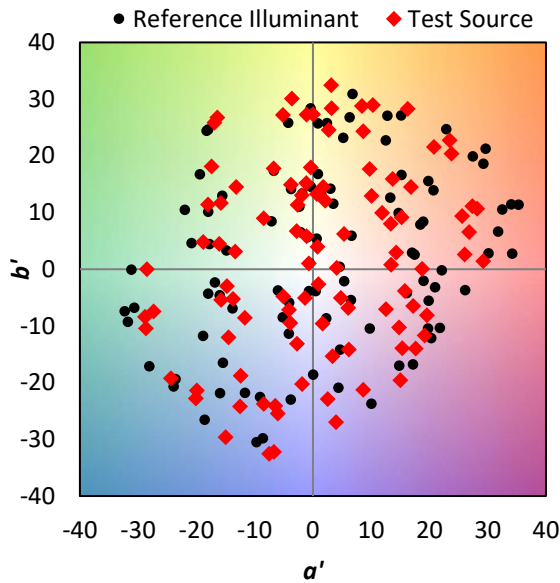
λ (nm)	Power W ² /nm	Lumens (φ/nm)	λ (nm)	Power W ² /nm	Lumens (φ/nm)	λ (nm)	Power W ² /nm	Lumens (φ/nm)	λ (nm)	Power W ² /nm	Lumens (φ/nm)	λ (nm)	Power W ² /nm	Lumens (φ/nm)
360	0	NR	490	117	NR	620	896	NR	750	20	NR	880	0	NR
365	0	NR	495	137	NR	625	838	NR	755	17	NR	885	0	NR
370	0	NR	500	160	NR	630	774	NR	760	14	NR	890	0	NR
375	0	NR	505	183	NR	635	704	NR	765	12	NR	895	0	NR
380	0	NR	510	202	NR	640	635	NR	770	10	NR	900	0	NR
385	0	NR	515	219	NR	645	565	NR	775	9	NR	905	0	NR
390	0	NR	520	235	NR	650	501	NR	780	7	NR	910	0	NR
395	0	NR	525	249	NR	655	440	NR	785	6	NR	915	0	NR
400	0	NR	530	263	NR	660	383	NR	790	5	NR	920	0	NR
405	0	NR	535	281	NR	665	332	NR	795	5	NR	925	0	NR
410	1	NR	540	302	NR	670	286	NR	800	4	NR	930	0	NR
415	3	NR	545	331	NR	675	245	NR	805	3	NR	935	0	NR
420	6	NR	550	366	NR	680	210	NR	810	3	NR	940	0	NR
425	12	NR	555	411	NR	685	178	NR	815	3	NR	945	0	NR
430	21	NR	560	469	NR	690	152	NR	820	2	NR	950	0	NR
435	38	NR	565	536	NR	695	129	NR	825	2	NR	955	0	NR
440	66	NR	570	614	NR	700	109	NR	830	2	NR	960	0	NR
445	122	NR	575	701	NR	705	92	NR	835	1	NR	965	0	NR
450	215	NR	580	785	NR	710	77	NR	840	1	NR	970	0	NR
455	236	NR	585	863	NR	715	66	NR	845	1	NR	975	0	NR
460	170	NR	590	928	NR	720	55	NR	850	1	NR	980	0	NR
465	148	NR	595	971	NR	725	47	NR	855	1	NR	985	0	NR
470	132	NR	600	994	NR	730	40	NR	860	1	NR	990	0	NR
475	104	NR	605	996	NR	735	33	NR	865	1	NR	995	0	NR
480	97	NR	610	979	NR	740	28	NR	870	1	NR	1000	0	NR
485	105	NR	615	943	NR	745	24	NR	875	0	NR			

Summary

$R_f = 76.9$
 $R_g = 92.7$
 CIE $R_a = 70.6$
 $R_9 = -36.0$



Color Vector Graphics

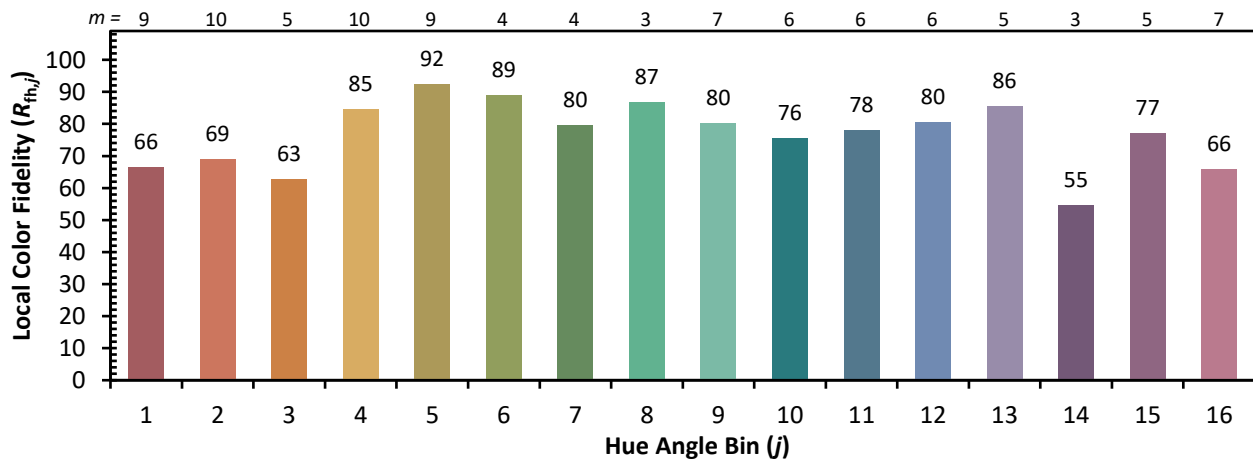


Individual Sample Fidelity Index ($R_{f,i}$)

CES01 = 87	CES26 = 76	CES51 = 88	CES76 = 78
CES02 = 65	CES27 = 94	CES52 = 85	CES77 = 75
CES03 = 32	CES28 = 93	CES53 = 80	CES78 = 79
CES04 = 72	CES29 = 81	CES54 = 86	CES79 = 82
CES05 = 51	CES30 = 91	CES55 = 83	CES80 = 81
CES06 = 52	CES31 = 83	CES56 = 77	CES81 = 51
CES07 = 44	CES32 = 75	CES57 = 75	CES82 = 92
CES08 = 42	CES33 = 88	CES58 = 76	CES83 = 88
CES09 = 29	CES34 = 88	CES59 = 84	CES84 = 90
CES10 = 79	CES35 = 94	CES60 = 91	CES85 = 65
CES11 = 62	CES36 = 90	CES61 = 82	CES86 = 48
CES12 = 68	CES37 = 97	CES62 = 91	CES87 = 76
CES13 = 45	CES38 = 98	CES63 = 86	CES88 = 78
CES14 = 75	CES39 = 97	CES64 = 70	CES89 = 61
CES15 = 72	CES40 = 94	CES65 = 71	CES90 = 80
CES16 = 48	CES41 = 95	CES66 = 71	CES91 = 80
CES17 = 51	CES42 = 89	CES67 = 70	CES92 = 51
CES18 = 57	CES43 = 80	CES68 = 74	CES93 = 68
CES19 = 74	CES44 = 99	CES69 = 84	CES94 = 44
CES20 = 68	CES45 = 83	CES70 = 72	CES95 = 66
CES21 = 88	CES46 = 81	CES71 = 75	CES96 = 75
CES22 = 81	CES47 = 88	CES72 = 89	CES97 = 76
CES23 = 92	CES48 = 73	CES73 = 68	CES98 = 72
CES24 = 92	CES49 = 82	CES74 = 85	CES99 = 63
CES25 = 73	CES50 = 87	CES75 = 80	



Color Rendition by Hue-Angle Bin



Measure Comparisons



(END OF REPORT)